

NNPS Online Leadership Institute

Part 3
March 25, 2022

Center on School, Family, and Community Partnerships
Johns Hopkins University-School of Education
Baltimore, MD

Facilitators
Joyce L. Epstein, Director
Brenda G. Thomas, Senior Program Facilitators
Rachel V. Chappell, NNPS Coordinator
Steven B. Sheldon, Associate Director NNPS

© Johns Hopkins University, 2022

1

LOGISTICS

- **RENAME YOURSELF.**
In the Participant List, **hover over your name** and click on "RENAME."
Type in your **FIRST** and **LAST NAMES.**
(We use this to assign breakout rooms.)
- Use the **CHAT** box for questions, comments, or help needed.
- Please **MUTE** your mic and **TURN OFF** your video.
When you share info and ideas you will turn these on.
- This session **will be recorded** and will be available as an ARCHIVE in a short time.
- All **activities** (previously e-mailed to you) and additional **resources** for this Institute are on the NNPS website:
www.partnershipschools.org
Click on the link to **Leadership Institute Activities and Resources for MARCH 25—PART 3.**
- We will address **YOUR questions** at the end of each session or in follow-up e-mail.

2

MEET the NNPS Staff for the Leadership Institute


Joyce L. Epstein
Director of the Center on School, Family, and Community Partnerships (CSFCP) and NNPS
Professor of Education

Brenda G. Thomas
Senior Program Facilitator

Rachel V. Chappell
NNPS Coordinator

Steven B. Sheldon
Associate Director, Research Director,
Center on School, Family, and Community Partnerships and NNPS;
Assoc. Professor of Education

3



Who is Here?

LEADERS FOR PARTNERSHIPS
ARE ONLINE FROM:

ARKANSAS
CONNECTICUT
MICHIGAN
NORTH DAKOTA
SOUTH CAROLINA

4

Leadership Institute

Last week in Parts 1 and 2, we focused on how YOU can conduct an NNPS One-Day Team Training Workshop for YOUR SCHOOLS' ATPs.

TODAY (PART 3) focuses on YOUR LEADERSHIP.

You will be able to:

- **Describe** the **roles and responsibilities** of partnership program **facilitators.**
- **Select** **strategies for effective leadership and facilitation** on partnerships for YOUR location.

You will use these strategies to draft (or update) your **Leadership Plan for Partnerships** for the 22-23 school year.

5

LET'S REVIEW

Why is it important to have **LEADERS** for Partnership Program Development?

Research shows:

When **district leaders** provide training and facilitation to schools' Action Teams for Partnerships, **their schools:**

- Have higher quality partnership programs.
- Address more challenges to involve all families, including those who are typically "hard to reach."

Source: Epstein & Sheldon, 2016; Epstein, Galindo, & Sheldon, 2011. See summary in notebook pocket.

6

All About YOU!

Roles and Responsibilities of Leaders for Partnerships



Richland School District One, 2021
Richland, SC

7



What's in a name?

A **DISTRICT** or **ORGANIZATION FACILITATOR** for **PARTNERSHIPS** and **KEY CONTACT** to **NNPS** is a **specialist** who:

- Leads the agenda for partnership program development in their location.

and

- Directly facilitates schools to help them strengthen **their** programs and practices of family and community engagement.

State and regional leaders facilitate **DISTRICT** leaders to guide their own schools' ATPs.

8

DISTRICT Leaders for Partnerships (and Organizations that work with schools) Have **TWO** Major Responsibilities

1. Conduct District-Level Activities on Family and Community Engagement
2. **FACILITATE** some or **all** schools' Action Teams for Partnerships (ATPs)

PARTNERSHIP PROGRAM GOALS



Pasco School District, 2021
Pasco, Washington

9

STATE and **REGIONAL** Leaders for Partnerships Have **THREE** Major Responsibilities

1. Conduct state or regional leadership activities for family and community engagement.
2. Create a **contact list** of **DISTRICT** Leaders for Partnerships.
3. **GUIDE** **DISTRICT** Leaders for Partnerships to **FACILITATE** their own schools' ATPs.

PARTNERSHIP PROGRAM GOALS



Francis Marion University-COE
Florence, SC 2021

10



How does a "LEADERSHIP LADDER" Promote Successful Partnership Programs?
WHOSE RESPONSIBILITY IS IT?

State or Regional Leaders for Family and Community Engagement

District Leaders for Partnerships

School Action Teams for Partnerships

Engage all families and community partners in goal-linked activities

More successful students.

11

Leadership-Level Activities

Which Do You Do? Which WILL YOU DO?

- Review, discuss, or revise the official **policy** on family and community engagement
- Strengthen **connections with colleagues** so that they support your office and work on family engagement
- Conduct **staff development** on partnerships
- Conduct **workshops for parents**
- Make other **presentations** on partnerships
- Update partnership information on your **website**
- Coordinate an **Advisory Council** on family and community involvement
- **Collect best practices** to share with schools
- Conduct **OTHER** leadership activities on partnerships (**YOUR** examples)

NOTE: You will write in the **leadership activities** you **DO** or **WILL DO** on **Page 1** of your **Leadership Action Plan for Partnerships**.

12

Facilitation of School ATPs

Which Do You Do? Which WILL YOU DO?

- Conduct the NNPS **One-Day Workshop** for school Action Teams for Partnerships (ATPs).
- Make **monthly or weekly contact** with school ATPs.
- Hold **quarterly cluster meetings** for ATP Chairs.
- Schedule an annual **meeting with each principal**.
- Convene an **end-of-year celebration** for ATPs to share best practices, discuss challenges, and write next plans.
- Guide ATPs to **evaluate** the quality and progress of their programs.
- **Facilitate schools** in **OTHER ways** to help them improve their partnership programs. (**YOUR examples**)

NOTE: You will identify the **facilitation activities** you DO or WILL DO on **Page 2 of your Leadership Action Plan for Partnerships**.

13



NNPS Expectations for Leaders for Partnerships

- **Full-Time Facilitators** can guide 20-30 school-based Action Teams for Partnerships (ATPs).
- **Part-Time Facilitators** work with a proportional number of school ATPs.
- **State and Regional Leaders** can work with **ALL "READY" districts**.
- Write and implement an annual **Leadership Plan for Partnerships**. (Use NNPS template or YOUR OWN format).
- Have a **budget** for staff and program activities.
- **EVALUATE** the quality and progress of partnership programs each year. NNPS helps you conduct annual evaluations—an important benefit for all members.

14

Administrative Support

Leaders for Partnership do **more and better** with support from:

- Superintendent
- Other Administrators
- School Board
- Official Policy
- Building Principals
- Others?



15

Collegial Support

Leaders for Partnership do **more and better** with **INTERDEPARTMENTAL** support from:



- Title I – Federal Programs
- Curriculum & Instruction
- ESOL/Bilingual
- Special Education
- Social Work/School Psychology
- Student Services
- Research/Evaluation
- Business Roundtable
- Other Departments or Programs

16

MAJOR SOURCES OF FUNDS for Partnership Programs

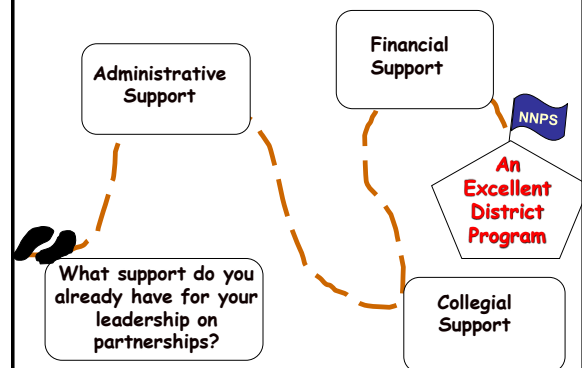
- Title I and other "Titles" [II, III, IV, V, IX]
- Curriculum and Instruction
- Bilingual Education
- Special Education
- General Funds
- State Programs and Grants
- Superintendent and Principal Discretionary Funds
- Foundation Grants
- More Ideas—see NNPS *Handbook*, Chapter 7



In ESSA: Title I-Basic Programs; Title II-PD-Training Teachers/Principals; Title III-ELL Title IV-21st Century Schools; Title V-Innovation/Local Flexibility; Title IX-Homeless +

17

Path to An Excellent District Partnership Program



18



Take a Look!
How can **DISTRICT** Leaders
Work with School ATPs?
Sample District Plan for 22-23

In 2022-23, **THIS DISTRICT** will start with **8** schools in its **“partnership network”** linked to NNPS.

- ✓ District Leader for Partnerships will conduct the NNPS **One-Day Team Training Workshop** with the 8 “pioneer” ATPs. They will learn the research base and write a **One-Year Action Plan for Partnerships** for their school.
- ✓ District Leader will guide each ATP to focus on goals for student success and a welcoming climate, and include activities for the **six types of involvement**.
- ✓ District Leader will **FACILITATE** the ATPs through the year to **implement** their plans, **evaluate** progress and **continue to improve** their programs.

19



Take a Look!
How can a **STATE** or **REGIONAL** Leader
work with **DISTRICTS**?
Sample STATE Plan for 22-23

- ✓ Leader invites all **“CURIOUS” DISTRICT LEADERS** to attend a virtual (**“Zoominar”**) on their roles in helping their schools move policy on partnerships into practice.
- ✓ Leader invites all **“READY” DISTRICT LEADERS** to attend a Leadership Institute (like this 3-part NNPS Institute) to learn how to organize their work and guide schools’ ATPs.
- ✓ Leader guides **each “READY” DISTRICT LEADER** to begin to work with their own **schools in 22-23** to organize goal-linked partnership programs. Leader continues to **FACILITATE** the work of district leaders with their ATPs.

NNPS is a RESOURCE. As a member of NNPS, you can use and customize NNPS resources to provide webinars and presentations in your work.

20

ZOOM ROOM Activity 1

THINK BIG!

What would be **GREAT** to do in 2022-23?

Select a **RECORDER** to write your group’s ideas: How will YOU and YOUR COLLEAGUES start to work with schools and/or districts on research-based partnership programs?

DISTRICT + ORGANIZATION leaders → insert number of SCHOOLS.

STATE and **REGIONAL** leaders → insert number of DISTRICTS.

2022-23 school year?

District/Organization Leaders ____ Number of school ATPs

State/Region Leaders ____ Number of districts

Why this number? _____

2023-24 school year? ____ School ATPs or ____ Districts

2024-25 school year? ____ School ATPs or ____ Districts

Why these numbers? _____

You will have **20** minutes to THINK BIG. RECORDERS will share ideas.

21



10 Minute Break

22

**LEAD and SUCCEED
STRATEGIES
for Leadership and Facilitation of
Partnership Programs**



National Parent Council Primary Partnership Schools Ireland, 2020
Dublin, Ireland

23

Leadership & Facilitation Strategies

- **Create awareness**
Actively promote your partnership program with key stakeholders. Share your own and NNPS websites to show that you are using research-based approaches.
- **Align program & policy**
Show how official policies, priorities, “pillars,” and Strategic Plans are supported by your leadership and programs of partnerships.
Help schools link partnership practices to school goals for student achievement and behavior, and to the school climate for good partnerships.
- **Guide learning & program development**
Conduct the **NNPS One-Day Team Training Workshop** for school ATPs. Conduct “refreshers” and other professional development activities on partnerships.

24

Leadership & Facilitation Strategies

continued

- **Share knowledge**
Communicate on a regular schedule with SCHOOL ATP chairpersons to increase their knowledge about effective partnership programs.
Collect best practices and network with others—locally, nationally, and internationally.
- **Celebrate milestones**
Recognize progress and excellence.
- **Document progress & evaluate outcomes**
Evaluate teamwork, program quality, and progress.
Keep records of plans, activities, and evaluations.
Work with NNPS to conduct annual evaluations.

25

LEADERSHIP AND FACILITATION STRATEGIES

Create Awareness

Actively promote your partnership program to key stakeholders.

NEWS You Can Use (now E-forms)

Bridgeport School District
Bridgeport, Connecticut

Promising Partnership Practices, 2016



See more examples of district leadership and facilitation in NNPS's books of *Promising Partnership Practices*, www.partnershipschools.org, in *Success Stories*.

26

Align Program and Policy

Show that partnership activities are supporting official policies, priorities, "pillars," or Strategic Plans.

We Are a STEM Family

Pasco School District
Pasco, Washington



Promising Partnership Practices, 2016

27

Guide Learning and Program Development

Conduct One-Day Team Training Workshops for schools' ATPs and on-going professional development with school teams.

ESSENTIAL One-Day Team-Training Workshop for School-based Partnership Teams

Conducted by District Leaders

Your Handbook for Action 4th edition, 2019



28

Share Knowledge

Communicate with school teams on a regular schedule. Conduct well-planned meetings to discuss successful activities, challenges to solve, and new knowledge. Network with others locally and nationally.

Cluster Busters: Keep Teams Engaged

Saginaw Public School District, MI

Promising Partnership Practices, 2017



29

LEADERSHIP AND FACILITATION STRATEGY

Celebrate Milestones

Recognize progress and excellence.

YOUR BOOK of Promising Partnership Practices

Many districts and organizations in NNPS create a collection.

Glow and Grow: An End-of-Year Celebration
Middletown Public Schools, CT

Promising Partnership Practices, 2009




30

LEADERSHIP AND FACILITATION STRATEGY

Document Progress and Evaluate Outcomes

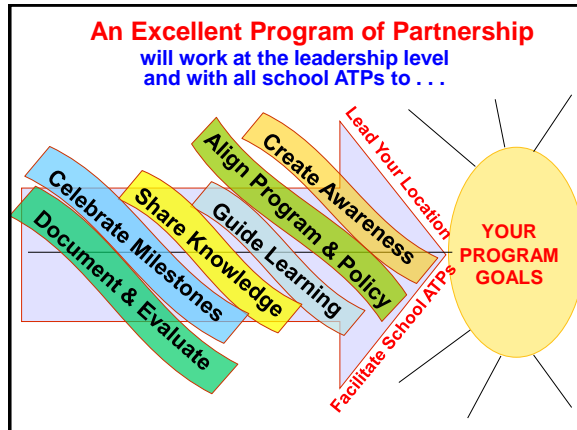
Evaluate teamwork, family and community involvement activities, quality of district and school programs. Assess progress on YOUR office's leadership for partnerships.



Evaluate:
Guide schools to use: *Annual Evaluation of Activities* (chapter 9 in Handbook)

NNPS will conduct: *Annual UPDATE* surveys to renew membership

31



32

Explore Leadership Plans



33

IN YOUR ZOOM ROOM — Activity 2

Explore Leadership and Facilitation Strategies

- Select a RECORDER to write your group's ideas.
- Consider YOUR location and YOUR schools. See the **MOST ESSENTIAL LIST** of activities for the 22-23 school year. **You cannot do them all!**
 - Which actions are **most important** in your location?
 - * **DISTRICT + ORG LEADERS:** Which actions will help you guide YOUR schools to implement effective and equitable partnership programs?
 - * **STATE + REGION LEADERS:** Which actions do you want your District Leaders to conduct?
- With your ZOOM partners:
 - * Look over the list of ESSENTIALS for leadership.
 - * Check ✓ at least **ONE activity for each strategy**.
 - * Select **NO MORE THAN 14 activities TOTAL**.

You will have **25 minutes** to agree on a proposed plan. RECORDERS will share ideas in the main room.

34

It's Apple-Picking Time!

RECORDERS: Select ONE activity that you and your ZOOM partners think is very important for the strategy you are assigned, and tell WHY.


- 1: Create awareness**
- 2: Align program and policy**
- 3: Guide learning and program development**
- 4: Share knowledge**
- 5: Celebrate milestones**
- 6: Document progress & evaluate outcomes**



35

NEXT STEPS: HOMEWORK

To complete this Institute, you will **DRAFT YOUR 2022-23 LEADERSHIP PLAN FOR PARTNERSHIPS**



In the Resources Section for this Institute:

Activity 3A and 3B (Preplan)—Quick survey of your present LEADERSHIP and FACILITATION activities

Activity 4 (Draft Your Plan)

- DISTRICT and ORGANIZATION LEADERS
 - Page 1: Leadership Level (Your Office)
 - Page 2: Facilitate Your Schools' ATPs
- STATE and REGIONAL LEADERS
 - Page 1: Leadership Level (Your Office)
 - Page 2: Facilitate YOUR DISTRICT Leaders

36


Page 1 LEADERSHIP PLAN FOR SCHOOL, FAMILY, AND COMMUNITY PARTNERSHIPS

LOCATION: _____ LEADER for PARTNERSHIPS/NNPS 'KEY CONTACT': _____ SCHOOL YEAR: _____

GOAL for Partnership Activities: **CONDUCT LEADERSHIP ACTIVITIES on school, family, and community partnerships (YOUR position/YOUR office)** BUDGET FOR THIS GOAL: _____

LEADERSHIP & FACILITATION STRATEGIES: CHECK THE OBJECTIVES THAT ARE ADDRESSED BY THE PLANNED ACTIVITIES

Create Awareness Align Program and Policy Guide Learning and Program Development
 Share Knowledge Celebrate Milestones Document Progress and Evaluate Outcomes

ACTIVITIES and STRATEGIES	EXPECTED RESULTS	TIME LINE/ DATES	PERSON(S) RESPON-SIBLE	COSTS SOURCES OF FUNDS, AND RESOURCES	EVALUATION TOOLS
ALSO SEE PAGE 2 – DISTRICT ACTIVITIES to FACILITATE SCHOOLS or STATE ACTIVITIES to FACILITATE DISTRICTS 					

37

Page 2 LEADERSHIP PLAN FOR SCHOOL, FAMILY, AND COMMUNITY PARTNERSHIPS

LOCATION: _____ LEADER for PARTNERSHIPS/NNPS 'KEY CONTACT': _____ SCHOOL YEAR: _____

GOAL for Partnership Activities: **FACILITATE SCHOOL ATPs on school, family, and community partnerships (STATES: FACILITATE DISTRICT Leaders for Partnerships)** BUDGET FOR THIS GOAL: _____

LEADERSHIP & FACILITATION STRATEGIES: CHECK THE OBJECTIVES THAT ARE ADDRESSED BY THE PLANNED ACTIVITIES

Create Awareness Align Program and Policy Guide Learning and Program Development
 Share Knowledge Celebrate Milestones Document Progress and Evaluate Outcomes

ACTIVITIES and STRATEGIES	EXPECTED RESULTS	TIME LINE/ DATES	PERSON(S) RESPON-SIBLE	COSTS SOURCES OF FUNDS, AND RESOURCES	EVALUATION TOOLS
<p>The planned activities help fulfil:</p> <input type="checkbox"/> DISTRICT Policies <input type="checkbox"/> ESSA Section 1116 <input type="checkbox"/> NNPS Expectations for Award Winners <input type="checkbox"/> ORGANIZATION Policies <input type="checkbox"/> Other Title I Requirements <input type="checkbox"/> Other (list) _____ <input type="checkbox"/> STATE Policies					

Use the CONTINUATION PAGES to list more activities!

38

HOMEWORK due by APRIL 8.
COMPLETE this Institute for a letter from NNPS: 16 hours of Professional Development on Leadership for Partnership.

In the Resource Section:

1. See Activities 3 A and 3 B (preplanning tools). Use these charts to identify Leadership and Facilitation Activities that you already conduct or plan to conduct.
2. Add these activities to Pages 1 and 2 of YOUR Leadership Plan for Partnerships for 22-23. (OR just add NNPS leadership and facilitation activities to your current plan using your format).

39

To complete the NNPS Leadership Institute E-mail to Rachel Chappell, nnps@jhu.edu.

1. Pages 1 and 2 of *NNPS Leadership Plan for Partnerships (Activity 4)*
2. *Institute Evaluation (Activity 5)*

Rachel will e-mail to you the NNPS letter verifying 16 hours of Professional Development on leadership on programs of school, family, and community partnerships.

40



Special Topic NNPS Spotlight

NNPS Research on Leadership for Partnerships

Dr. Steven B. Sheldon
Associate Director and Research Director
Center on School, Family, and Community Partnerships

41

FOLLOW UP
NNPS will help YOU Lead and Succeed

- Maintain your NNPS membership for continuous improvement.
- Share the NNPS website as a useful resource: www.partnershipschools.org
- Participate in quarterly calls from Brenda Thomas— NNPS Senior Facilitator.
- Read NNPS monthly *E-Briefs*. Check that you are receive the E-Briefs, or check with your IT office to permit delivery.
- Use NNPS ON-CALL Consultations. This is a benefit of membership. You may call or e-mail NNPS with questions or requests at any time.

42

What Does NNPS Ask LEADERS for PARTNERSHIPS to do?

- **Use the NNPS approaches.**
Implement research-based structures and processes.
Tailor practices to fit YOUR local needs and goals.
- **Participate actively.** Write annual plans for partnerships, **implement** activities, **evaluate** activities, **return UPDATE**, **submit Promising Partnership Practices**, and **aim** for NNPS Partnership Awards.
- **EVALUATE progress** on the NNPS annual, end-of-year UPDATE survey.
Renew membership (\$250) each year to continue benefits and services.






43

NEXT STEPS

1. **Complete** the Checklist of Competencies (Parts 1 + 2).
2. **Complete** YOUR Draft Leadership Plan for Partnerships for 22-23. (Activity 4)
3. **Complete** the Leadership Institute Evaluation. (Activity 5)
4. **E-mail these items to Rachel Chappell at npps@jhu.edu**
She will e-mail to you:
 - a) Certificate of Completion (Parts 1 and 2 of this Institute) to prepare ATPs.
 - b) Letter of completion of 16 hours of PD on partnerships for completing Parts 1, 2, and 3 of the Institute).
5. **MOST IMPORTANT!**
District and Organization Leaders: Identify the school ATPs that will be your "pioneer" schools or "scale up" schools in 22-23.
State and Regional Leaders: Identify the DISTRICT Leaders for Partnerships that will be your "pioneer" districts.
Contact NNPS if you have questions about your next steps.

44

NNPS PUBLICATIONS


From Corwin Press 4 th Edition and CD 2019	From Corwin Press 2009	From Taylor and Francis 2012
		
From Taylor and Francis 2 nd Edition, 2015	TEXT (2011). Third Edition in Press. Tavor & Francis	
		

45

MORE NNPS PUBLICATIONS

FROM NNPS 2021
E-Book

PROMISING
PARTNERSHIP PRACTICES



FROM NNPS
(18 Booklets)


SAMPLERS
Summary of Research &
Sample Engagement
Activities
READING, MATH
SCIENCE, WRITING
ARTS, HEALTH,
ATTENDANCE, BEHAVIOR,
HOMEWORK,
TRANSITIONS, FATHERS
COLLEGE AND CAREERS,
PRESCHOOLS,
MIDDLE SCHOOLS,
HIGH SCHOOLS,
GRANDPARENTS,
SUMMER LEARNING,
TESTS & ASSESSMENTS

FROM NNPS



**Interactive
Homework**
Elem Literacy K-3
Math K-5
Middle Grades
Language Arts 6-8
Science 6-8
Math 6-8
See TIPS RESOURCES
on the
NNPS website

46

Let's Check the Goals of This Leadership Institute: YES or NO?

Are you able to . . .

- ✓ Explain the NNPS model?
- ✓ Describe the roles and responsibilities of a Leader for Partnerships?
- ✓ Select strategies for effective leadership and facilitation on partnerships for your location?
- ✓ Write YOUR Leadership Plan for 22-23?
Send a copy to NNPS to complete the Institute.
- ✓ Conduct a One-Day Team-Training Workshop for YOUR schools' Action Teams for Partnerships?
- ✓ Guide schools to write a goal-linked One-Year Action Plan for Partnerships?
- ✓ Identify NNPS resources to help you with your work?

47

Q & A



Write your questions in the CHAT BOX now.

Include your e-mail address to receive answers to questions that we do not address today (or contact NNPS at any time).

48

YOUR Assignment:
Put Your Knowledge Into Action!



THANK YOU for your leadership on partnerships!

