

25th Anniversary
1996-2021

**NATIONAL NETWORK OF
Partnership Schools**
JOHNS HOPKINS UNIVERSITY

PART 2

NNPS Online Leadership Institute

October 15, 2021

Center on School, Family, and Community Partnerships
Johns Hopkins University-School of Education
Baltimore, MD

Facilitators
Joyce L. Epstein, Director
Steven B. Sheldon, Associate Director
Brenda G. Thomas, Senior Program Facilitator
Rachel V. Chappell, NNPS Coordinator
© Johns Hopkins University, 2021

1

LOGISTICS

- **RENAME YOURSELF.**
In the Participant List, hover over your name and click on "RENAME."
Type in your **FIRST** and **LAST** NAMES there.
(We use this to assign breakout rooms.)
- Use the **CHAT** box for questions, comments, or help needed.
- Please **MUTE** your mic and **TURN OFF** your video.
When you share info and ideas you will turn these on.
- This session **will be recorded** and will be available as an **ARCHIVE** in a short time.
- All **activities** (previously e-mailed to you) and additional **resources** for this Institute are on the NNPS website:
www.partnershipschools.org
Click on the link to **Leadership Institute Activities and Resources** for **OCTOBER 15—PART 2**.
- We will address **YOUR questions** at the end of each session or in follow-up e-mail.

2

**MEET the NNPS Staff
for the Leadership Institute**

Joyce L. Epstein
Director of the Center on School, Family, and Community Partnerships (CSFCP) and NNPS
Professor of Education

Brenda G. Thomas
Senior Program Facilitator

Rachel V. Chappell
NNPS Coordinator

Steven B. Sheldon
Associate Director, Research Director,
Center on School, Family, and Community Partnerships and NNPS;
Assoc. Professor of Education

3



Who is Here?

LEADERS FOR PARTNERSHIPS ARE ONLINE FROM:

**CALIFORNIA
ILLINOIS
MICHIGAN
NORTH DAKOTA
OHIO
SOUTH CAROLINA
VERMONT**

4

Leadership Institute

Parts 1 and 2 (OCTOBER 14 and 15):
Focus on **YOUR SCHOOLS** – What **YOU** need to know to guide your **SCHOOLS** to develop and continually improve their partnership programs.
We will demonstrate how **YOU** can use our resources to conduct the NNPS One-Day Team Training Workshop for your schools.

Part 3 (OCTOBER 22):
Focus on **YOUR LEADERSHIP** – What **YOU** need to know about **YOUR** roles and responsibilities as leader for partnerships at your location, and how to draft an ambitious—but do-able—Leadership Plan for Partnerships for the 21-22 school year and beyond.

5

Institute Objectives: October 14 and 15
FOCUS ON YOUR SCHOOLS—YOU will be able to conduct YOUR Workshops for Action Teams for Partnerships (ATPs):

- Describe the **NNPS Model**.
- Understand the **Framework of Six Types of Involvement**.
- Meet **Challenges to Engage ALL Families**.
- Reach **Results for STUDENT SUCCESS**.
- Organize an **Action Team for Partnerships (ATP)**.
- **DRAFT a One-Year Action Plan for Partnerships for the 2021-22 school year (or 22-23 school year) linked to YOUR school goals.**
- Identify **NNPS resources** to help with this work.

District and organization leaders will help their school ATPs to organize effective partnership programs.

State, county, regional leaders will guide **DISTRICT** leaders to assist their own schools' ATPs.

6

The Raven Maven says:
 “District, state, county, regional, and organization leaders should know that a One-Year Action Plan for Partnerships is **“APPENDIX A”** of each School Improvement Plan.

| Goal 1 Academic Page 1 | Goal 2 Academic Page 2 | Goal 3 Non-Academic Page 3 | Goal 4 Partnership Climate Goal Page 4 |
|---|---|---|---|
| Family & Community Involvement Activities 1. 2. 3. | Family & Community Involvement Activities 1. 2. 3. | Family & Community Involvement Activities 1. 2. 3. | Family & Community Involvement Activities 1. 2. 3. |

School: _____ **School Year:** _____

GOAL 1--ACADEMIC: Select ONE curricular goal for students from the School Improvement Plan, such as improving reading/math/writing/science or other skills.

Write a clear, specific, measurable (SMART) academic goal.

Goal 1 Chair or Co-Chairs from ATP

| Desired Result(s) for THIS Goal: | | How will the School Measure the Result(s)? | | | | |
|--|-----------------------|---|---------------------|--|----------------------------------|--|
| FAMILY AND COMMUNITY INVOLVEMENT ACTIVITIES TO SUPPORT THIS GOAL: | | | | | | |
| ACTIVITIES <small>(Date, time, monitoring of need)</small> | TYPE (+/-) | DATE OF ACTIVITY | GRADE LEVELS | WHAT NEEDS TO BE DONE FOR EACH ACTIVITY & WHEN? | PERSONS IN CHARGE HELPING | RESOURCES NEEDED - (funds/supplies) |
| | | | | | | |
| | | | | | | |
| | | | | | | |
| | | | | | | |
| | | | | | | |
| | | | | | | |
| | | | | | | |
| | | | | | | |
| | | | | | | |
| | | | | | | |

ADD MORE ACTIVITIES:

- Do the kind of work **YOUR schools' ATPs** will do at **YOUR** team-training workshop.
- Experience the **challenges** that your schools may have.
- Understand the **facilitator's role** in helping ATPs improve their plans.

IN YOUR ZOOM ROOM

Activity 3: Let's Try It

- Use Activity 3 for October 15 to write **1 page** of a school's One-Year Action Plan for Partnerships.
- Select a **RECORDER** to write your group's page of plan.
- Check ☒ **ONE academic or behavioral goal**
Insert: Hypothetical name of school and school level (preschool, elementary, middle, or high school).
- Provide as much **detail** as you can. Use ideas from yesterday's Results Map; PPT slides; NNPS *Handbook*—Chap. 5—elementary grades; Chap. 6—middle and high school grades; and your own ideas.
- Complete entries for **2 GOAL-LINKED engagement activities** for YOUR GROUP's selected GOAL.
- Your group will have **30 minutes** to complete 1 page of plan.
- We will ask 4 recorders to share their group's work when we return to the "big room."

13

Report out: **ONE PAGE**
of a School's One-Year Action Plan for Partnerships!

Group RECORDERS:

Please volunteer to share the following . . .

1. Our group had a good idea for a family or community engagement activity linked to an **academic goal**.
2. Our group had a good idea for a family or community engage activity linked to a **non-academic or behavioral goal**.
3. What was most difficult for your "school team" in writing a One-Year Action Plan for Partnerships?
4. What would a school ATP expect YOU to do—as a district facilitator—to help them strengthen the plan to reach all families with goal-linked activities?

14

IN YOUR WORKSHOP, YOUR SCHOOLS' ATPs WILL DRAFT A 4-page ONE-YEAR ACTION PLAN FOR PARTNERSHIPS

YOUR SCHOOLS' ATPs will:

1. FOCUS: IDENTIFY GOALS

Identify goals from the School Improvement Plan that will benefit from family and community involvement. Select **2** academic and **1** nonacademic goal, along with **1 goal for a welcoming school climate**.

2. FILTER: DISCUSS IDEAS

Identify and outline continuing and new practices of family and community involvement that will be implemented during the year to support **each goal**.

3. FINISH: FILL IN THE DETAILS

Complete all **4 pages** of the One-Year Action Plan for Partnerships.



15

FOLLOW-UP at YOUR Workshop

YOU will give your ATPs a firm deadline to
COMPLETE A **FINAL COPY** OF THE

ONE-YEAR ACTION PLAN FOR PARTNERSHIPS

The ATP will. . .

1. **SHARE THE DRAFT** at their school to gather input from teachers, parents, the School Improvement Team, and others.
2. **MAKE FINAL REVISIONS.**
3. **GIVE COPIES** of the **FINAL PLAN** to **ALL MEMBERS** of the ATP and to the **DISTRICT Facilitator**.
4. **PUBLICIZE THE FINAL PLAN** via newsletter, *Facebook*, website, Open House Night, and in other ways.
5. **OTHER FOLLOW-UP ACTIONS?**

16



10 Minute Break

17

Action Team Structure



Hawthorne Elementary School, 2021
Seattle, WA

Competency Checklist #4



The Raven Maven says:

"District, state, county, and organization leaders should know that a team—the ATP—is IMPERATIVE.

The ATP uses the *Framework of Six Types of Engagement* to write a comprehensive partnership plan."

18

Who are the members of the Action Team for Partnerships (ATP)?

At Least . . .

- ✓ 2-3 teachers or more
- ✓ 2-3 parents/family members or more
- ✓ Principal (or Assistant Principal)
- ✓ Other members (nurse, counselor, parent liaison, community partners)
- ✓ 1-2 students (on high school ATPs)

Read Chapter 3 of the *Handbook* all about TEAM?

Tremont Montessori Preschool, 2020
UPK-Cleveland, OH



19

Members of the Action Team for Partnerships

Leaders? Chair or Co-Chairs communicate well with educators and families

Other ATP members serve as leaders to implement specific activities in the One-Year Action Plan for Partnerships.

Term of Service? 2-3 years (renewable)
Replacements made in same position
At least one "linking" member also serves on the School Improvement Team or School Council

All features are flexible to fit school conditions and needs.

20

What Does an Action Team for Partnerships Do?



Moore Intermediate School, 2018
Florence, SC

ATP MEMBERS work together to . . .

- **Review school goals.** Select 2 academic goals; 1 non-academic goal; and 1 goal for a welcoming school climate.
- **Write a One-Year Action Plan for Partnerships** to involve families and the community in ways that contribute to the selected goals for student learning and development.
- **Implement and evaluate** the quality of the activities – outreach to families, responses, and results.
- **Continually improve** partnership plans, program, and practices.

21

School Improvement Team (SIT) and Action Team for Partnerships (ATP)

SIT



School Improvement Team (SIT) oversees the school's **ENTIRE** School Improvement Plan (SIP).

SIT meets monthly to discuss all programs, assess progress, and plan for all goals in the SIP.

SIT hears committee reports and assists committees in helpful ways.

ATP



Action Team for Partnerships (ATP) takes the lead for goals for equitable family and community engagement with a One-Year Action Plan for Partnerships.

ATP meets monthly to discuss the schedule of family and community engagement activities in the One-Year Action Plan, assess progress, improve plans.

ATP periodically reports plans, activities, concerns, and progress to the SIT.

22

ACTIVITY 4

IN YOUR WORKSHOP: Your schools will complete this activity to consider:

1. WHO will be the members and Co-Chairs of the ATP?

There should be at least 2-3 teachers, 2-3 parents, Principal, other partners, on all ATPs
Students on high school ATPs.

2. WHEN will the *whole* ATP meet?

Which Day? What Time? What place OR LINK?

How will information from ATP meetings be shared with members who are absent?

3. WHICH GROUPS need to know about the ATP's work?

HOW OFTEN should reports or presentations be made to:

- ☐ SCHOOL IMPROVEMENT TEAM?
- ☐ PTA or PTO (parent organization)?
- ☐ ALL PARENTS in the school?
- ☐ ALL FACULTY?
- ☐ LOCAL MEDIA? INCLUDE FOREIGN LANGUAGE MEDIA
- ☐ Other groups? _____

Why are these questions important for YOUR schools' ATPs?

23

NNPS Benefits, Services, and Resources



NATIONAL NETWORK OF
Partnership Schools
JOHNS HOPKINS UNIVERSITY



The Raven Maven says:

"Know how to use NNPS as your "home base" so that your district, state, county, organization, and schools are **networking** on partnerships."

24

YOU and NNPS!

What Does NNPS Ask of Partnership Leaders and their Schools?

- **Join NNPS.** Membership fee = \$500/per site. See special rates (**free membership**) for States that join with 5 or more districts, and for Districts or Organizations that join with 8 or more schools.
- **Use NNPS approaches.** Conduct the NNPS One-Day Team Training Workshop with your schools' ATPs. Customize for YOUR location.
- **Participate actively.** Guide school ATPs to **write** plans every year, **implement** activities, **evaluate** activities, **submit** *Promising Partnership Practices*, and **aim** for Partnership Awards. Follow NNPS on **Facebook+Twitter**.
- **Evaluate and report progress** on the annual **UPDATE** survey. This is a service when you renew membership for continuous improvement of your partnership programs. Renewal=\$250/per site to analyze and report evaluation data and continue all NNPS benefits. Budget accordingly.

25

NNPS and YOU!

What can members expect from NNPS?

- Comprehensive **Handbook**, annual e-book of **Promising Partnership Practices**.
- Monthly **E-briefs**, **periodic blogs**, **on-call technical assistance** by phone, e-mail, and website.
Rachel Chappell—NNPS Coordinator will show you some of the many useful sections of the website, www.partnershipschoools.org.
- **Assistance** each year to **EVALUATE** program quality and progress (**UPDATE** surveys and related reports).
- **Coordinated planning and evaluation tools** to meet TITLE I requirements for parent and family involvement (ESSA Section 1116).
- **Networking opportunities to share best practices** with other schools, districts, states, and organizations in NNPS.

26

LET'S REVIEW...

What are the BASICS for each SCHOOL for an Excellent Partnership Program?

- Establish an **Action Team for Partnerships (ATP)**.
 - Write an **Action Plan for Partnerships** each year **linked to school improvement goals**.
 - Use the **Framework of Six Types of Involvement** so parents can become involved in various ways.
 - Allocate a **budget** for planned activities.
 - Allocate **time for monthly meetings** of the ATP.
 - **Evaluate** the partnership program each year, and write the **next** Action Plan for Partnerships.
- *NNPS will help you and your schools evaluate progress.

DISTRICT and ORGANIZATION LEADERS for PARTNERSHIPS help school ATPs meet these expectations.

27

NNPS PUBLICATIONS


From Corwin Press

4th Edition and CD 2019




From Corwin Press

2009




From Taylor and Francis

2012




From Taylor and Francis

2nd Edition, 2015



TEXT, SECOND EDITION

Westview Press-2011




28

MORE NNPS PUBLICATIONS

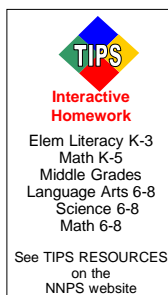
FROM NNPS 2021
E-Book



FROM NNPS
(18 Booklets)



FROM NNPS



29

Final Box Competency Checklist

- **CERTIFICATE.** Overall, I am ready to present the information from this workshop to educators, parents, and community groups, and begin to train schools' Action Teams for Partnerships (ATPs).
- If I have questions about my presentations or workshops, I will call my colleagues at NNPS at Johns Hopkins University for advice.

NAME (for certificate) _____

AFFILIATION (for certificate) _____

30

30

Q & A
Write YOUR QUESTIONS
in the CHAT BOX, NOW.

Today you learned how to:

- Guide YOUR schools to write a goal-linked *One-Year Action Plan for Partnerships*
- Guide YOUR schools to organize their Action Teams for Partnerships
- Know NNPS resources that can assist you

Write your questions in the CHAT Box.
Or send question(s) any time to nnps@jhu.edu

31

NEXT STEPS

1. Complete the Checklist of Competencies

Submit the Checklist to Rachel at nnps@jhu.edu for NNPS Certificate to conduct workshops for school ATPs.

2. Reflect on Part 2—our work today

Before you leave today, please write in the CHAT box:

- One “aha moment” from today’s information
- One question still on your mind (include your e-mail to receive an answer to your question).

3. “See you” next week, October 22 at 2 p.m. for PART 3 of the Leadership Institute: FOCUS ON YOUR LEADERSHIP

Same time, same ZOOM!

32



For more information and membership forms,
visit NNPS at
www.partnershipschools.org

Dr. Joyce Epstein, Director
Dr. Steven B. Sheldon, Associate Director
Brenda G. Thomas, Senior Facilitator
Rachel V. Chappell, NNPS Coordinator

Center on School, Family, and Community Partnerships
Johns Hopkins University,
Baltimore, Maryland

nnps@jhu.edu

© Johns Hopkins University

33