

# TIPS MATH-ELEMENTARY GRADES

Name \_\_\_\_\_

Date \_\_\_\_\_

## Fractional Parts

Dear Parent/Family Partner,

Let me show you what we learned in math. I hope you enjoy this activity with me.

This assignment is due \_\_\_\_\_.

Sincerely,

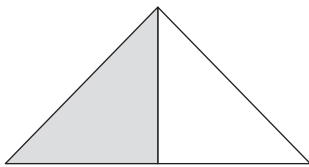
\_\_\_\_\_  
Student's signature

### I. LOOK THIS OVER:

Explain this to your family partner.

Who is your family partner? \_\_\_\_\_

**Sample: What part of the shape is shaded?**



Count the parts: **2 parts**

How many are shaded? **1 part**

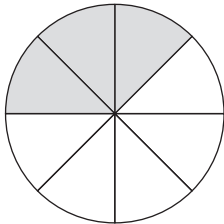
1 part out of 2 parts =  $\frac{1}{2}$  **part out of parts**

**Answer:**  $\frac{1}{2}$  **of the shape is shaded.**

### II. NOW, TRY THIS:

Show your family partner how you do this example.

**Example: What part of the shape is shaded?**



Count the parts :

How many are shaded?

**Answer:** \_\_\_\_\_

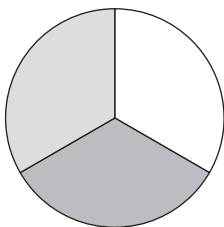
If you need some help, ask your family partner to go over the example with you.  
When you understand the work, explain what you did.

### III. PRACTICE SECTION:

Complete these examples on your own. Show your work.  
Explain one example to your family partner.

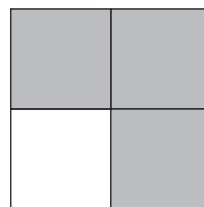
**What part of each shape is shaded?**

1.



**Answer:** \_\_\_\_\_

2.



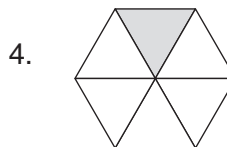
**Answer:** \_\_\_\_\_

## MORE PRACTICE

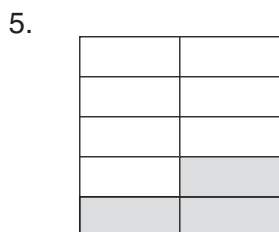
What part of each shape is shaded?



Answer: \_\_\_\_\_



Answer: \_\_\_\_\_



Answer: \_\_\_\_\_

6. (Create a shape of your own.)

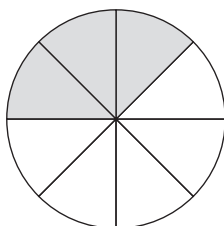
Answer: \_\_\_\_\_

### Discussion-Let's Find Out:

- 1) With a family partner, look over the examples you finished and **tell what fractional parts are NOT SHADED.**
- 2) Ask a family partner: **When do you use fractions at home?**

\_\_\_\_\_

## ANSWER TO NOW TRY THIS



Count the parts: **8 parts**

How many are shaded? **3 parts**

3 part out of 8 parts =  $\frac{3}{8}$  part out of parts

Answer:  $\frac{3}{8}$  of the shape is shaded.

## IV. HOME-TO-SCHOOL COMMUNICATION:

Dear Parent/Family Partner,

Please share your reactions to your child's work on this activity.

\_\_\_ **O.K.** My child seems to understand this skill

\_\_\_ **Please Check.** My child needed some help on this, but seems to understand.

\_\_\_ **Please Help.** My child still needs instruction on this skill.

\_\_\_ **Please Note.** (Other comments) \_\_\_\_\_

Parent's signature: \_\_\_\_\_

Epstein, J. L., Salinas, K. C., & Van Voorhis, F. L. (2001). *Teachers Involve Parents in Schoolwork (TIPS) Interactive Homework for the Elementary Grades* (Rev ed.). Baltimore: Johns Hopkins University, Center on School, Family, and Community Partnerships.